

Code	Description
C100	Accessory for fixing concrete joists


(1) **Surface treatment** Sendzimir Galvanized
Service load: 120 Kg

1. Other surface treatment available under request.

Accessory for anti-rolling concrete joists at its end.

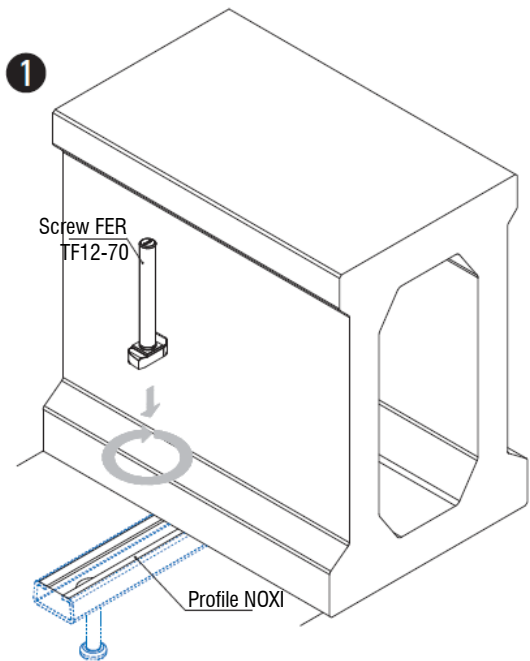
Assembled with NOXI profile, FER screw TF12-70, washer A12, Glower washer A12 and nut T12. With this system, assembly regulation is achieved in 2 of the 3 main axes.

Anchor C100



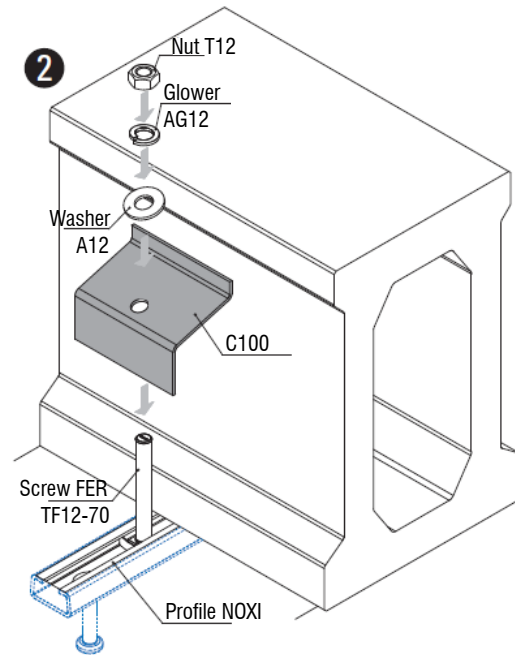
www.noxifer.com





1.1.- Place the FER screw into profile and turn it 90 degrees.

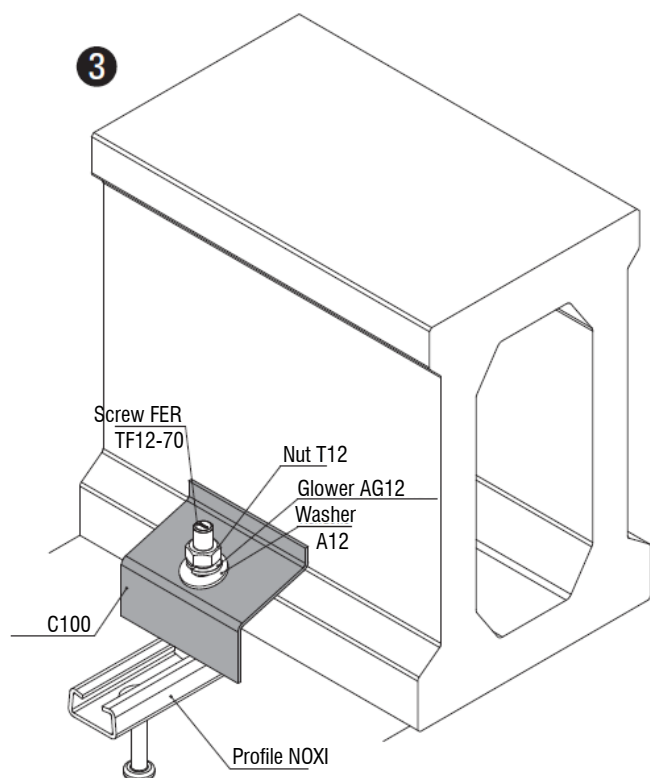
**The profile can be: NOXI C, R or S*



2.1.- assembly and anchoring screw through the hole $\varnothing 13$, leaving the shorter wing of the anchor in contact with the beam.

2.2.- The screw must be touching the beam.

2.3.- Fixation by washer A12, washer Glower AG12 and nut T12.



3.1.- Tighten the nut to finish the assembly. The Glower washer should be completely flat.

3.2.- Final check and assurance of nut tightening.

In order to continue the assembly sequence all the steps above described must be successfully overcome.